

Capital Improvement Plan Recommended FY22-26



Capital Improvement Plan Overview

Governmental

- *Buildings*
- *Libraries*
- *Parks*
- *Public Safety*
- *Technology*
- *Transportation*

Enterprise

- *Potable Water*
- *Solid Waste*
- *Stormwater*
- *Wastewater*



Capital Improvement Plan

- Transportation
 - Intersections
 - Road Improvements
 - Sidewalks

- Public Safety
 - Law Enforcement Facilities
 - Criminal Justice and Public Safety
 - 911 & Technology
 - Animal Services

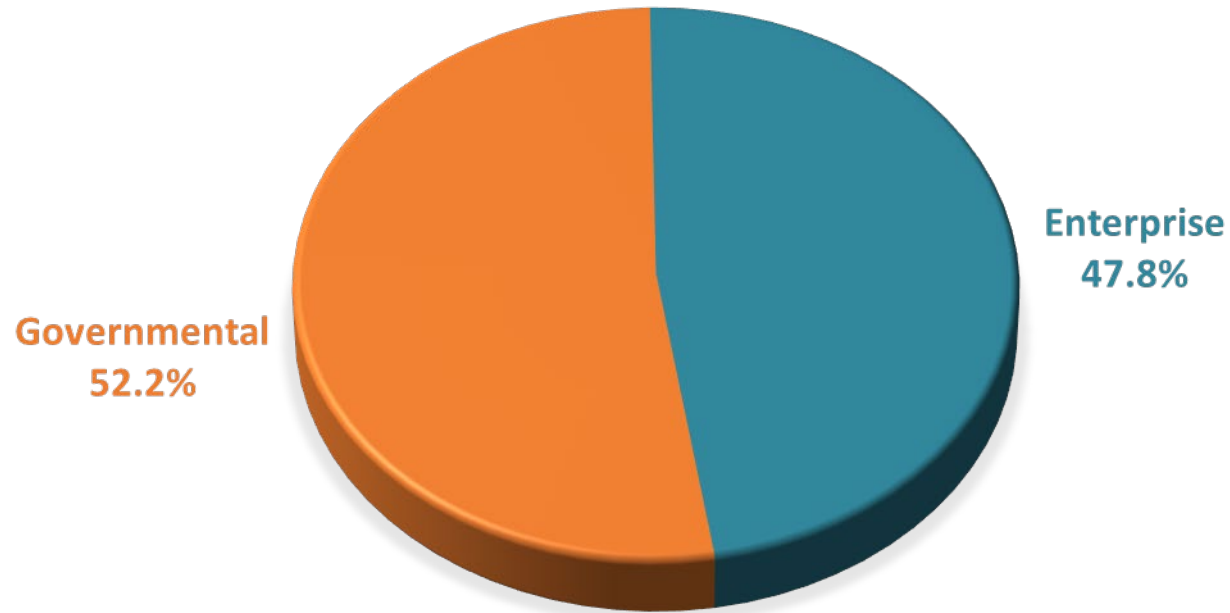
- Parks
 - Athletic Fields
 - Preserves/Boat Ramps
 - Parks & Aquatics
 - Recreational Buildings
 - Libraries

IST CATEGORIES



Capital Improvement Plan FY22-26

\$1.8 Billion



531 Projects

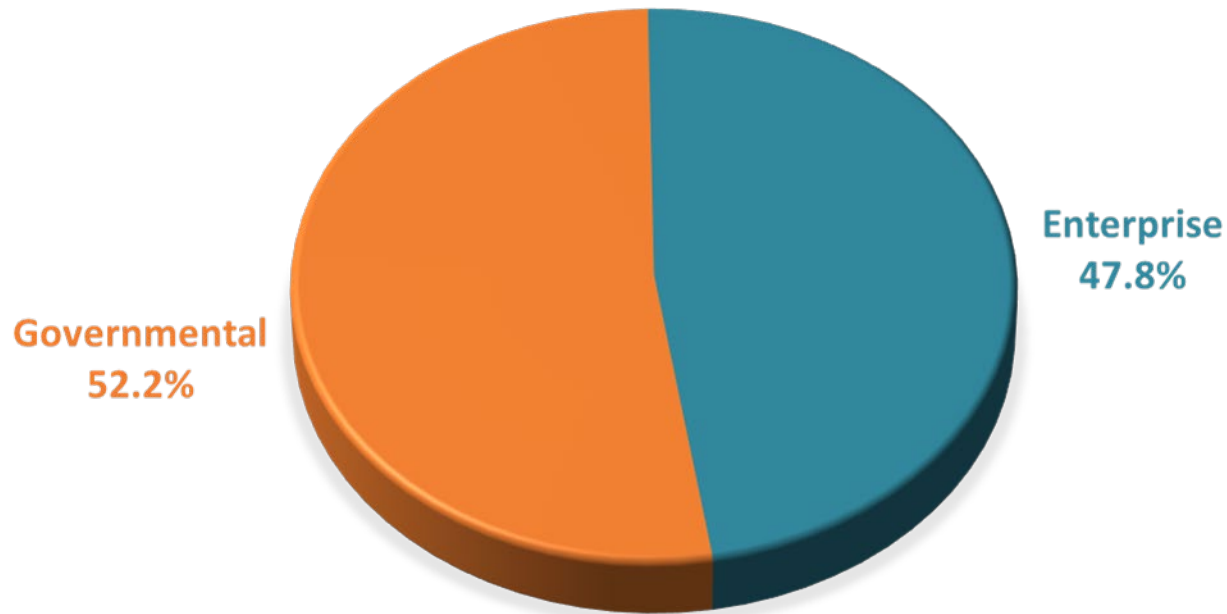
Additional Funding Needed

264
Projects

No Additional Funding

267 Projects

Capital Improvement Plan FY22-26 Total Uses



Governmental

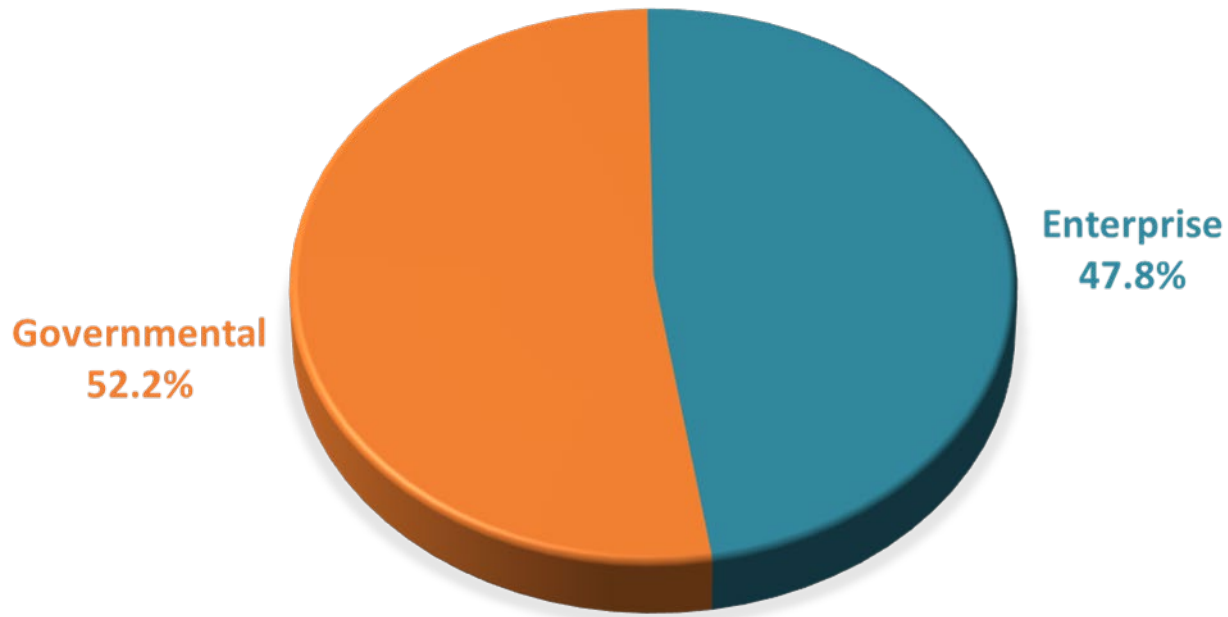
General Government	\$ 30,486,373	1.7%
Libraries	18,920,170	1.0%
Parks & Natural Resources	186,376,005	10.1%
Public Safety	79,076,049	4.3%
Technology	4,540,000	0.2%
Transportation	640,587,452	34.9%
	<u>959,986,049</u>	<u>52.2%</u>

Enterprise

Potable Water	346,564,224	18.9%
Solid Waste	6,923,323	0.4%
Stormwater	41,905,660	2.3%
Wastewater	482,495,604	26.2%
	<u>877,888,811</u>	<u>47.8%</u>

Total Use of Funds	\$ 1,837,874,860	100.0%
---------------------------	------------------	--------

Capital Improvement Plan FY22-26 Total Sources



Governmental

Beach Erosion	\$	3,725,100
Contributions		2,000,000
Debt Proceeds-General Revenues/Gas Tax		176,659,075
Federal/State Revenues & Grants		9,181,300
Gas Taxes		41,300,877
General Revenue		5,590,000
Impact Fees		96,088,779
IST		165,495,037
Library Fund		3,500,000
SWTIF		1,320,000
		<hr/>
		504,860,168

Enterprise

Debt Proceeds - Utilities		72,853,925
Facility Investment Fees		82,306,594
Rates		285,678,981
Stormwater Capital Improvements		28,983,020
		<hr/>
		469,822,520

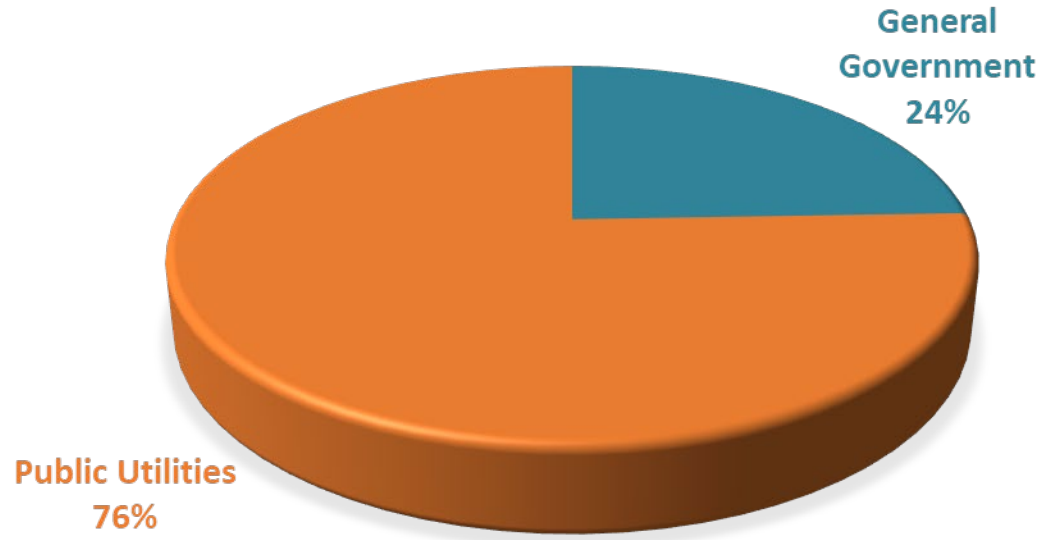
Prior Appr		863,192,172
------------	--	-------------

Total Use of Funds	\$	1,837,874,860
---------------------------	----	----------------------

Debt



Debt



General Government	\$ 90.6	24%
Public Utilities	279.8	76%
	<hr/>	<hr/>
	\$ 370.4	100%



Excludes Port debt

General Government Debt

	FY22 Debt	FY22 Debt Service
Revenue Refunding & Improvement Bonds 2013	\$ 20.9	\$ 2.2
Revenue Improvement Bonds 2016	12.0	2.6
Revenue Improvement Refunding Bonds 2019	47.7	1.4
Revenue Refunding Bonds 2019	8.0	0.4
Manatee County School Board Loan 2018	2.0	0.7
Total General Government	\$ 90.6	\$ 7.3
Revenue Bond FY23	176.3	7.9
Total General Government	\$ 266.9	\$ 15.2





\$176.3m

Tourist Tax Fund
 Transportation Fund
 General Fund
 Parks Fund
Total Annual Debt Service

	Cost of Addtl		
	2%	1% Increase	Total
Tourist Tax Fund	\$ 982,803	\$ 139,324	\$ 1,122,127
Transportation Fund	516,170	419,842	936,012
General Fund	6,129,801	414,612	6,544,413
Parks Fund	250,000	142,143	392,143
Total Annual Debt Service	\$ 7,878,774	\$ 1,115,921	\$ 8,994,695

\$131.8 m

TRANSPORTATION

\$44.5 m

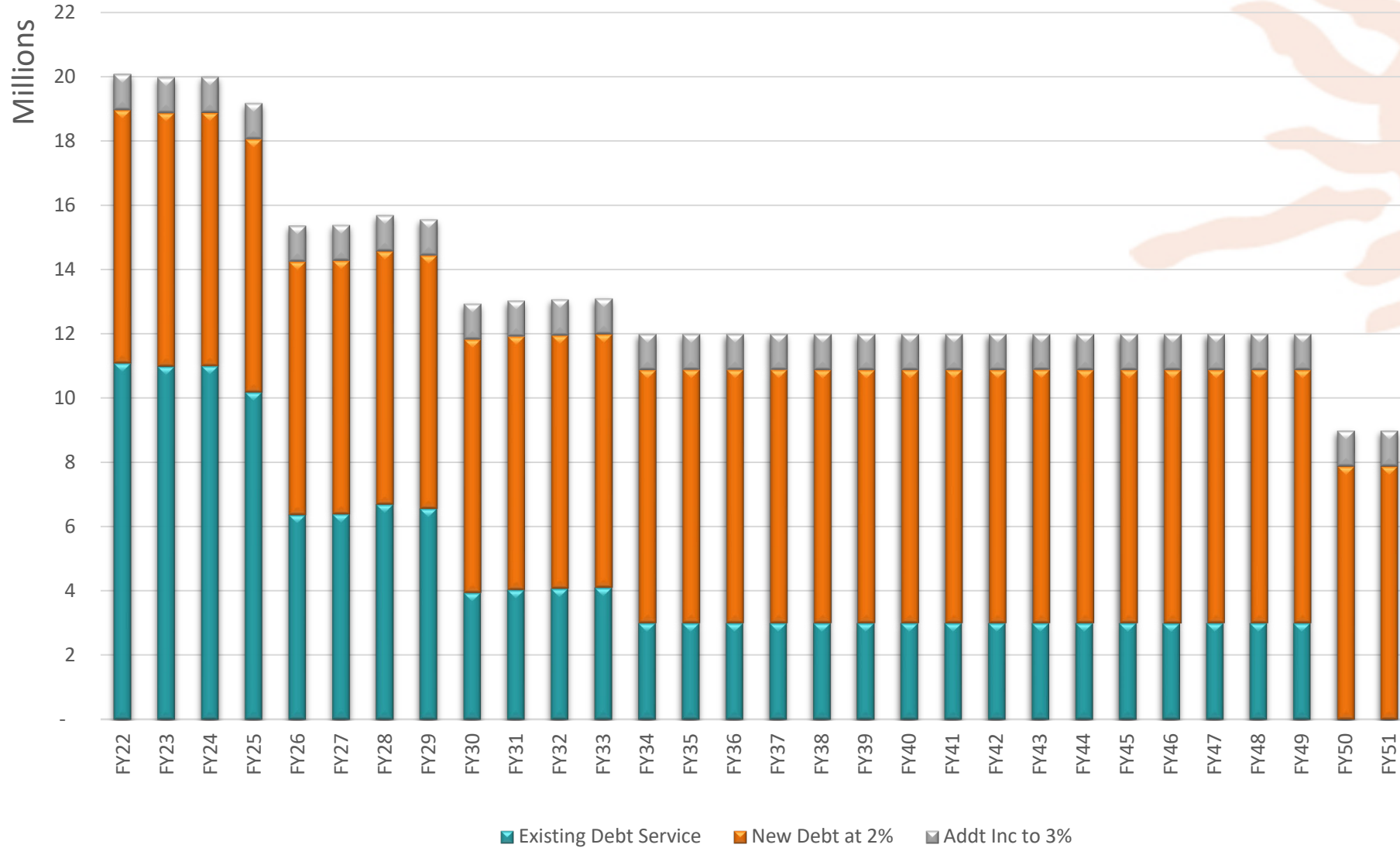
PARKS

PUBLIC SAFETY

EXCLUDES IST



General Government Debt

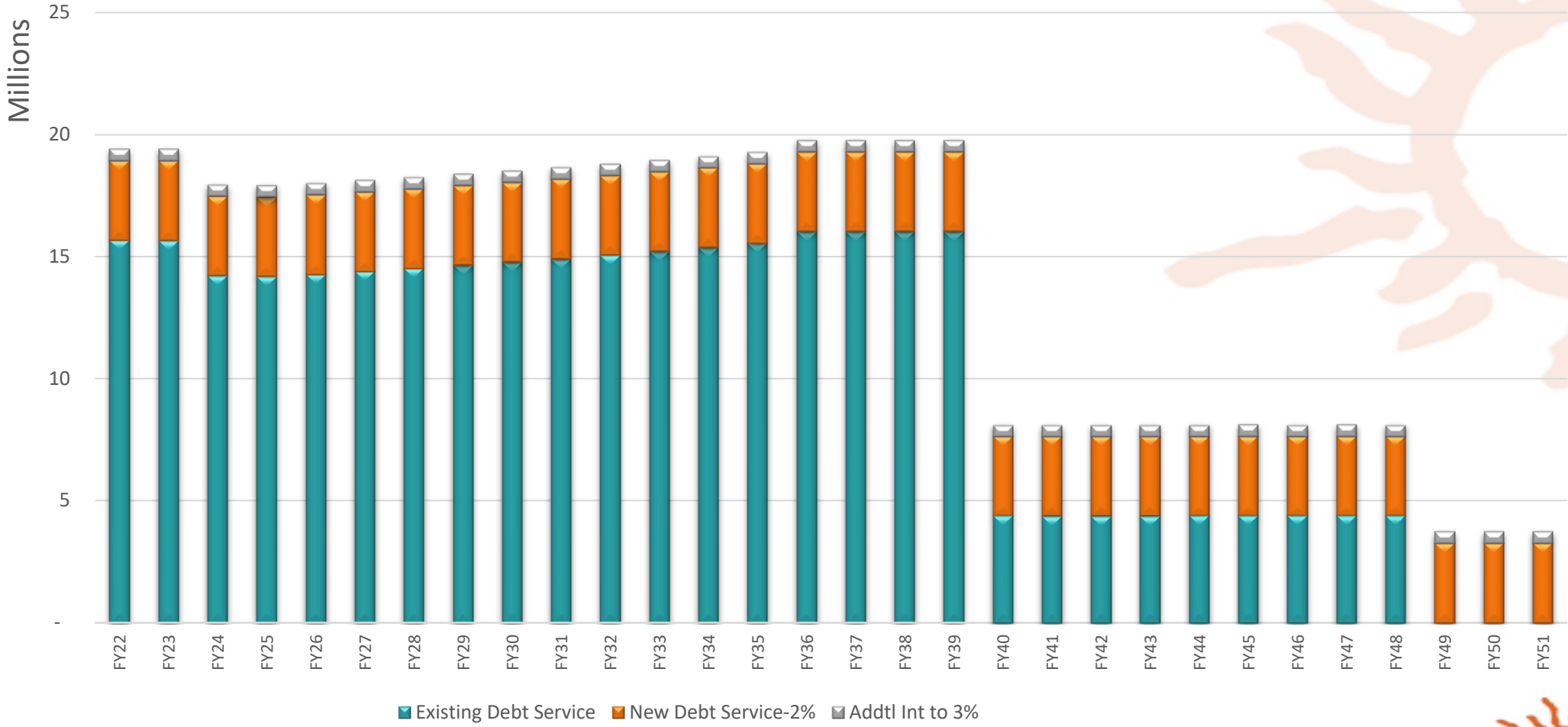


Enterprise - Debt

	FY22 Debt	FY22 Debt Service
Public Util Sys Revenue Bonds 2011	\$ 5.4	\$ 2.9
Public Util Sys Rev & Impr Bonds 2015	74.3	3.2
Public Util Sys Rev Ref Bonds 2017	52.4	5.2
Public Util Sys Revenue Impr Bonds 2018	74.7	4.4
	\$ 206.8	\$ 15.7
Public Util Sys Revenue Impr Bond 2022	73.0	3.7
Total Public Utilities	\$ 279.8	\$ 19.4



Enterprise - Debt



Debt

Debt for Proposed CIP 22-26	
General Government	
Buildings	\$ 16,344,872
Parks	28,111,714
Transportation	131,798,861
	\$ 176,255,447
Enterprise	
Water	\$ 31,284,825
Wastewater	41,569,100
	\$ 72,853,925
Total Debt	\$ 249,109,372



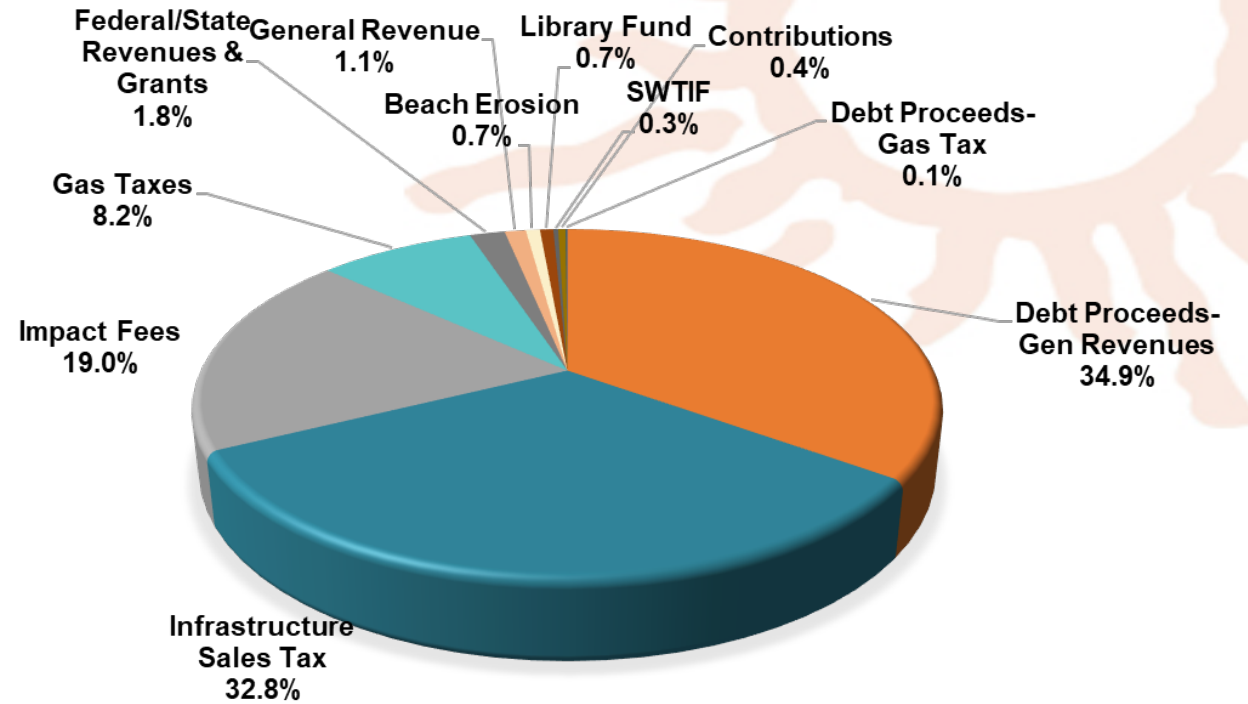
Governmental



Governmental Projects

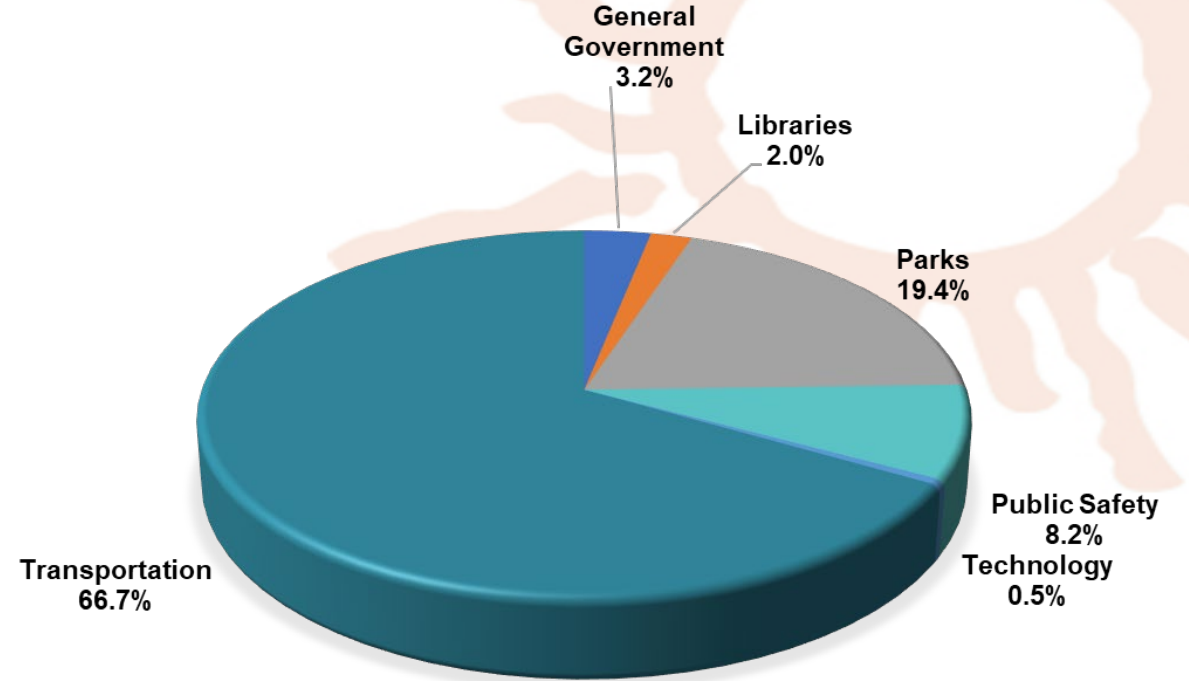
Governmental CIP - Sources

Debt Proceeds-Gen Revenues	\$	176.3
Infrastructure Sales Tax		165.5
Impact Fees		96.1
Gas Taxes		41.3
Federal/State Revenues & Grants		9.2
General Revenue		5.6
Beach Erosion		3.7
Library Fund		3.5
SWTIF		1.3
Contributions		2.0
Debt Proceeds-Gas Tax		0.4
	\$	504.9
Prior Appr		455.1
	\$	960.0



Governmental Projects

Governmental CIP - Uses	Prior Appr	FY22-26	Total
General Government	\$ 11.6	\$ 18.9	\$ 30.5
Libraries	4.5	14.4	18.9
Parks	100.4	85.9	186.3
Public Safety	34.6	44.5	79.1
Technology	1.5	3.1	4.6
Transportation	302.5	338.1	640.6
	<u>\$ 455.1</u>	<u>\$ 504.9</u>	<u>\$ 960.0</u>



Enterprise

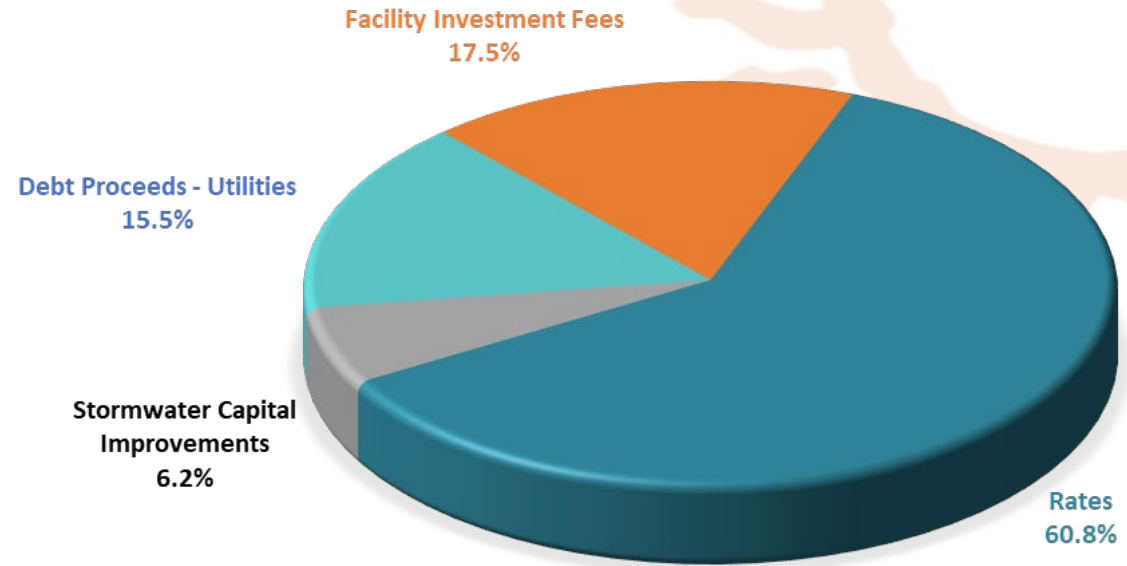


Enterprise Projects

Sources of Funds

Enterprise CIP - Sources

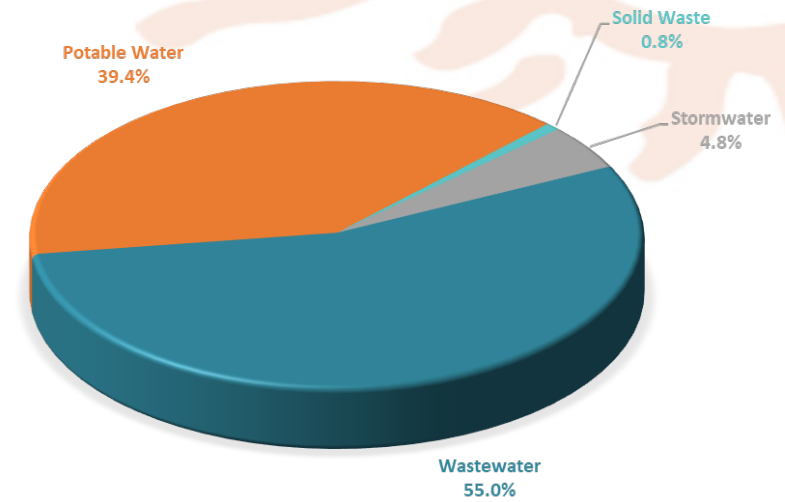
Debt Proceeds - Utilities	\$	72.9
Facility Investment Fees		82.3
Rates		285.6
Stormwater Capital Improvements		29.0
		<hr/>
		469.8
Prior Appr		408.1
		<hr/>
	\$	877.9



Enterprise Projects

Enterprise CIP - Uses

Potable Water	\$	346.6
Solid Waste		6.9
Stormwater		41.9
Wastewater		482.5
	\$	<hr/> 877.9



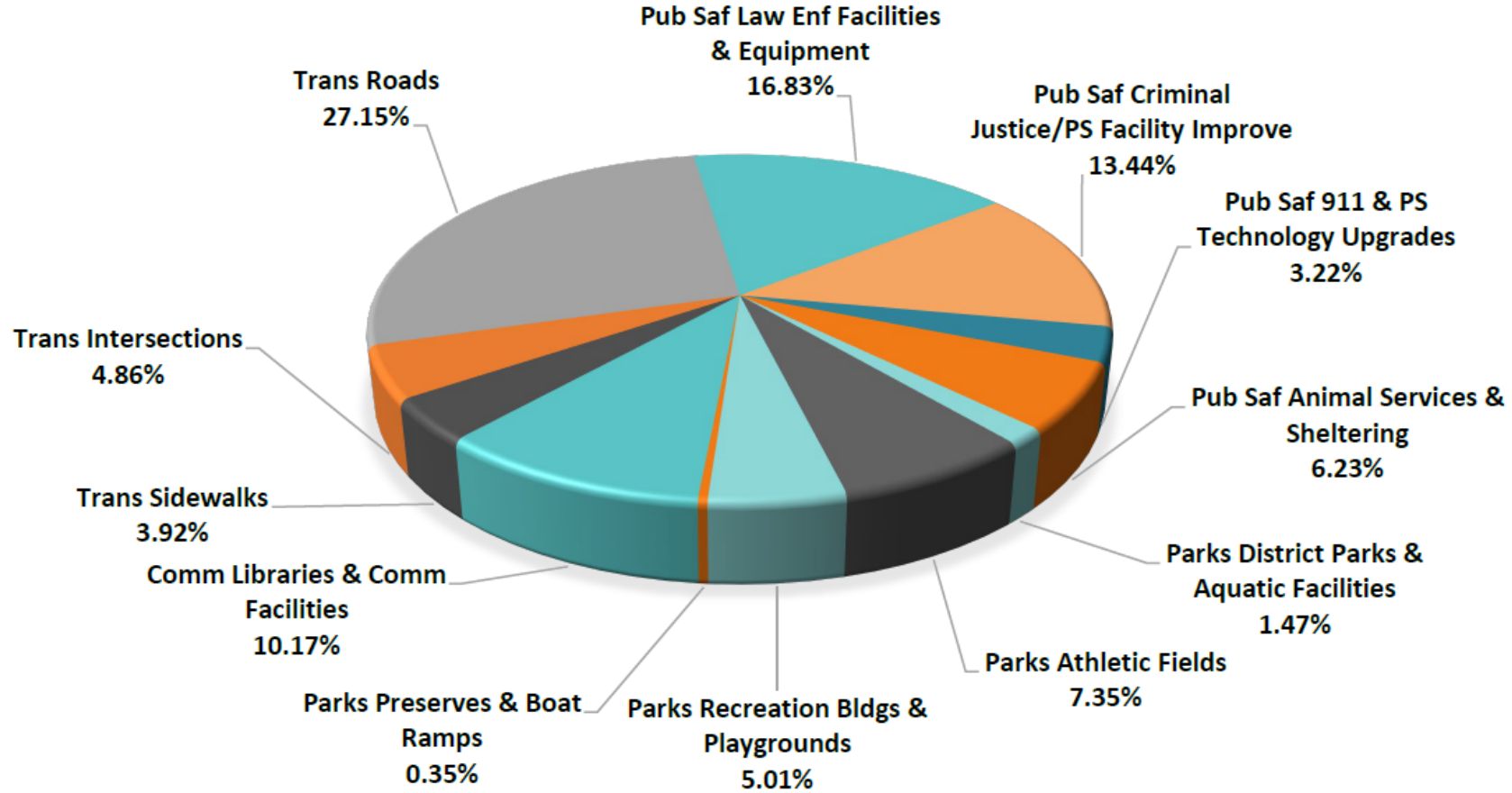
Appendix III
Manatee County Government
CIP Changes - All Categories
From FY21-25 Adopted To FY22-26 Recommended

Beginning:	FY21-25 Adopted CIP	\$ 1,470,502,928
Additions:	General Government	\$ 21,025,859
	Parks & Natural Resources	47,367,585
	Potable Water	55,524,632
	Solid Waste	-
	Stormwater	11,146,535
	Transportation	191,083,141
	Wastewater	88,664,460
	Total Additions	\$ 414,812,212
Adjustments:	General Government	\$ (1,863,606)
	Parks & Natural Resources	20,727,428
	Potable Water	10,762,549
	Solid Waste	759,425
	Stormwater	-
	Transportation	1,888,829
	Wastewater	10,737,992
	Total Adjustments	\$ 43,012,617
Completions/Removals:	General Government	\$ 10,268,600
	Parks & Natural Resources	4,033,121
	Potable Water	575,090
	Solid Waste	-
	Stormwater	1,381,000
	Transportation	8,488,393
	Wastewater	65,706,693
	Total Completions/Removals	\$ 90,452,897
	Recommended FY22-26 CIP	\$ 1,837,874,860

Infrastructure Sales Tax (IST)



FY22 RECOMMENDED INFRASTRUCTURE SALES TAX PROJECTS



Number of Projects Started:	List as of 5.11.21	<u>Recommended Changes</u>		Recommended List	# of Active Projects	% of Active Projects	# of Completed Projects	% of List Completed
		Additions	Deletions					
Transportation								
Sidewalks	66	-	-	66	17	26%	9	14%
Intersections	30	-	-	30	19	63%	-	-
Road Improvements	24	-	-	24	7	29%	-	-
	120	-	-	120	43	36%	9	8%
Public Safety								
Law Enf Fac & Equipment	9	-	-	9	1	11%	4	44%
Crim Justice/PS Facility	19	1	-	20	6	30%	10	50%
911 & PS Technology Upgrades	4	1	1	4	1	25%	2	50%
Animal Services & Sheltering	2	1	-	3	1	33%	1	33%
	34	3	1	36	9	25%	17	47%
Parks								
District Parks & Aquatics	21	1	-	22	16	73%	3	14%
Athletic Fields	8	2	1	9	3	33%	4	44%
Recreation Bldgs & Playgrounds	8	1	1	8	6	75%	1	13%
Preserves & Boat Ramps	7	1	-	8	5	63%	2	25%
Libraries & Comm Facilities	3	-	-	3	2	67%	-	-
	47	5	2	50	32	64%	10	20%
Total Projects	201	8	3	206	84	41%	36	17%

**Manatee County Government
General Government IST Changes
From FY21-25 Adopted to FY22-26 Recommended**

Beginning:			
	Adopted FY21-25 CIP - General Government	\$	57,200,360
Additions:			
	PS02068 Bishop Animal Shelter		4,000,000
	PS01692 EMS Cardiac Monitors	\$	1,264,000
	PS02060 Moccasin Wallow Rd EMS Station w Ambulance		1,600,000
	Total Additions	\$	6,864,000
Adjustments:			
	6003801 Braden River Library Expansion	\$	380,203
	PS01893 Lake Manatee EMS Base		(2,070,351)
	6099000 New Animal Shelter - Animal Services		(4,000,000)
	Total Adjustments	\$	(5,690,148)
Completions/Removals:			
	PS01890 9-1-1 & 3-1-1 Center Renovations	\$	575,000
	6048601 Animal Services & Sheltering Renovation		400,000
	6005720 Beach Lifeguard Tower Replacements for County Beaches		1,767,784
	6005722 Beach Towers - Additional for County Beaches		563,000
	6049810 Emergency Operations Communication (EOC) Video System		580,000
	5400010 MCSO - Jail - Boiler Replacement		848,000
	5400012 MCSO - Jail - Rooftop Air Conditioning (A/C) and Refrigeration Unit Replacement		82,000
	6049809 Public Safety Communication System Upgrades - AV Enhanced Technology		1,250,000
	Total Completions/Removals	\$	6,065,784
	Recommended FY22-26 CIP - General Government	*	\$ 52,308,428

*Additional Funding Sources Other Than IST - \$20,588,625

**Manatee County Government
Parks and Natural Resources IST Changes
From FY21-25 Adopted to FY22-26 Recommended**

Beginning:			
	Adopted FY21-25 CIP - Parks & Natural Resources	\$	25,350,848
Additions:			
	NR02065 County Road 675 Soccer Fields	\$	2,500,000
	NR02062 Lincoln Park Improvements		2,160,000
	6105800 Parrish Community Park		500,000
	NR02063 Peninsula Bay Boat Ramp		2,849,125
	6093306 Premier Sports Complex - Pickleball/Racket Center		3,185,257
	Total Additions	\$	11,194,382
Adjustments:			
	6007513 G.T. Bray Park - Remove/Replace Softball/Baseball Backstops	\$	195,000
	6007514 G.T. Bray Park - Replace Baseball/Large Concession Building		45,000
	6007508 G.T. Bray Park - Replace softball concession building		(110,000)
	6007517 G.T. Bray Park - Tennis Court Replacement		980,307
	6007507 G.T. Bray Park District Park Pickleball		(125,000)
	6039919 Lakewood Ranch Park - Tennis Court Replacement		268,205
	6039920 Lakewood Ranch Park - Tennis Courts - Upgrade/LED Lighting		(150,000)
	6023507 Lincoln Park Pool		1,357,014
	Total Adjustments	\$	2,460,526
Completions/Removals:			
	5400015 Braden River Park - Ball Field #6 Renovation	\$	250,000
	NR01901 Coquina Trail Phase 2		1,302,095
	NR01921 East Bradenton Playground Replacement		200,000
	6010411 Myakka Park - Restroom & Drinking Water Supply Well		200,000
	6085215 Robinson Preserve Improvements - Trail Shelters		234,400
	6085214 Robinson Preserve Nature Discovery Zone		1,222,000
	Total Completions/Removals	\$	3,408,495
	Recommended FY22-26 CIP - Parks & Natural Resources	*	\$ 35,597,261

*Additional Funding Sources Other Than IST - \$32,198,950

**Manatee County Government
Transportation IST Changes
From FY21-25 Adopted to FY22-26 Recommended**

Beginning:	Adopted FY21-25 CIP - Transportation	\$	175,541,579
Additions:			
	6107260 Memphis Neighborhood Sidewalks	\$	1,416,000
	Total Additions	\$	1,416,000
Adjustments:			
	Total Adjustments	\$	-
Completions/Removals:			
	5400042 22nd St E - 1st Ave E - US 41	\$	123,000
	5400043 22nd St W - Dead End - 2nd Ave W		100,000
	5400041 25th St W & E - Bayshore Rd - 2nd Ave E		95,000
	6102660 2nd Ave W - 17th St E - Dead End		259,000
	6102661 2nd Ave W -17th St E - End of Road		345,000
	6106260 3rd Ave E -17th St E - 22nd St E		259,000
	6106160 3rd Ave E -17th St E - 22nd St W		235,000
	Total Completions/Removals	\$	1,416,000
	Recommended FY22-26 CIP - Transportation	*	\$ 175,541,579

*Additional Funding Sources Other Than IST \$34,984,842

	Infrastructure Sales Tax					
	FY22	FY23	FY24	FY25	FY26	Total
Revenues						
Transportation	18,117,155	22,033,344	19,576,200	20,468,924	21,351,016	93,527,619
Public Safety	4,402,859	7,468,469	4,623,782	4,800,600	5,036,639	22,138,717
Parks	3,192,981	3,757,429	3,324,546	3,479,576	3,640,161	16,013,180
	25,712,995	33,259,242	27,524,528	28,749,100	30,027,816	131,679,516
Capital	(63,422,137)	(38,923,400)	(8,985,858)	(9,971,642)	(23,127,150)	(144,430,187)
Net	(37,709,142)	(5,664,158)	18,538,670	18,777,458	6,900,666	(12,750,671)
Beginning	8,718,773	(28,990,369)	(34,654,527)	(16,115,858)	2,661,600	8,718,773
Ending	(28,990,369)	(34,654,527)	(16,115,858)	2,661,600	9,562,266	(4,031,898)

	Total Revenues over 15 Years	Total List as of FY22-26 CIP Process	Remaining Balance
Transportation			
Sidewalks	\$ 23,776,771	\$ 25,517,356	\$ (1,740,585)
Intersection Improvements	44,413,216	36,548,242	7,864,974
Major Road Improvements	249,310,738	247,877,020	1,433,718
	<u>317,500,725</u>	<u>309,942,618</u>	<u>7,558,107</u>
Public Safety & Law Enforcement			
Law Enforcement Facilities & Equip	32,729,975	29,692,806	3,037,169
Criminal Justice & Public Safety Facility	21,072,561	21,120,872	(48,311)
911 & Public Safety Technology Upgrades	13,002,218	4,900,813	8,101,405
Animal Services & Sheltering	8,403,176	8,837,266	(434,090)
	<u>75,207,931</u>	<u>64,551,757</u>	<u>10,656,174</u>
Parks & Community Facilities			
District Parks & Aquatic Facilities	16,062,253	15,671,566	390,687
Athletic Fields	10,218,119	9,530,291	687,828
Recreation Buildings & Playgrounds	10,345,191	7,284,160	3,061,031
Environmental Preserves & Boat Ramps	10,154,536	6,931,395	3,223,141
Libraries & Community Facilities	9,892,106	9,180,203	711,903
	<u>56,672,205</u>	<u>48,597,615</u>	<u>8,074,590</u>
TOTAL	\$ 449,380,860	\$ 423,091,990	\$ 26,288,870

Questions?